

Dihedral - 4 degrees

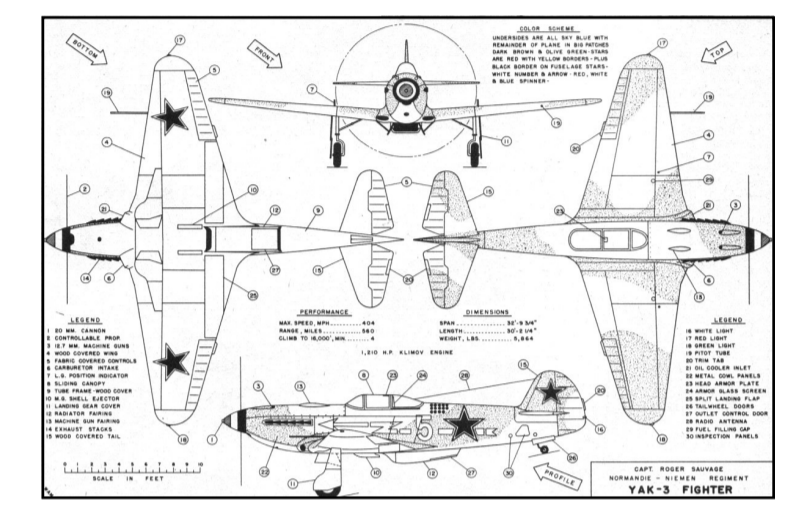
1"

half deep cut on dotted line, bed down with tip of glue gun, form airfoil and glue, hold til set.

Make cut here and bend up tip 1/8" for washout to keep right wing down



OLD GUY RC  
Yak - 3  
Rudder Only Control  
29" span. 1 sqft  
5.5 oz all up weight

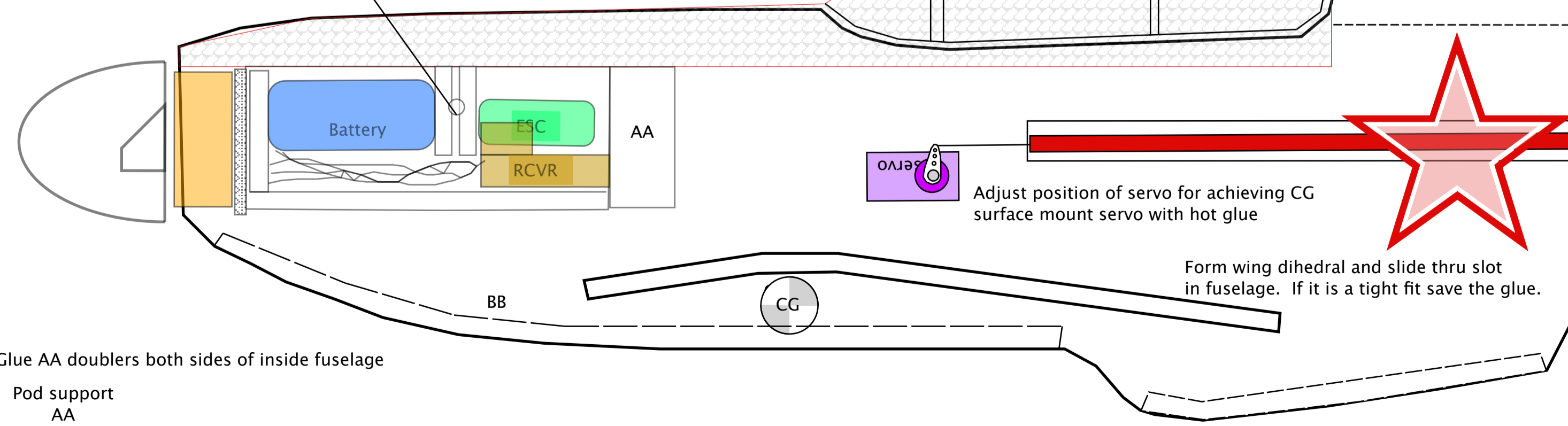


Half deep cut, bed down and bend to meet other fuselage half.

popsicle stick control horn  
1/4" x 3/4" - glue in to slot

Location of styrofoam  
leave proud so the foam can be sanded to contour  
brush with white glue before painting

Mark position of pod dowl, and poke thru hole  
before assembling fuselage sides together.




Glue coffee stirrers onto fuselage cover smoothly with masking tape before painting and adding decals

Form wing dihedral and slide thru slot in fuselage. If it is a tight fit save the glue.

cut inside fuselage formers from 1.5" styrofoam  
Shape with sandpaper before coating with white glue and paint

Glue AA doublers both sides of inside fuselage

Pod support  
AA



Bottom fuselage BB

radiator cover

